


# Permaban Eclipse® 4-Way

Specification Sheet

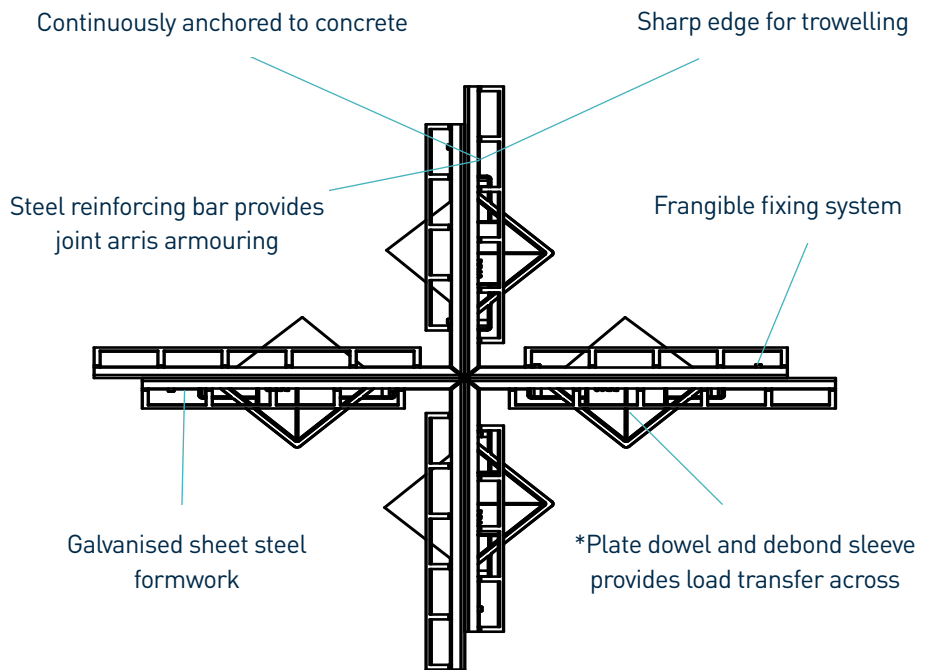
Issue 1.2

11/11/2024

Permaban Eclipse® 4-Way



Permaban Eclipse® 4-Way



\*Electro-galvanised steel as standard

\*\*Other fixed heights are available

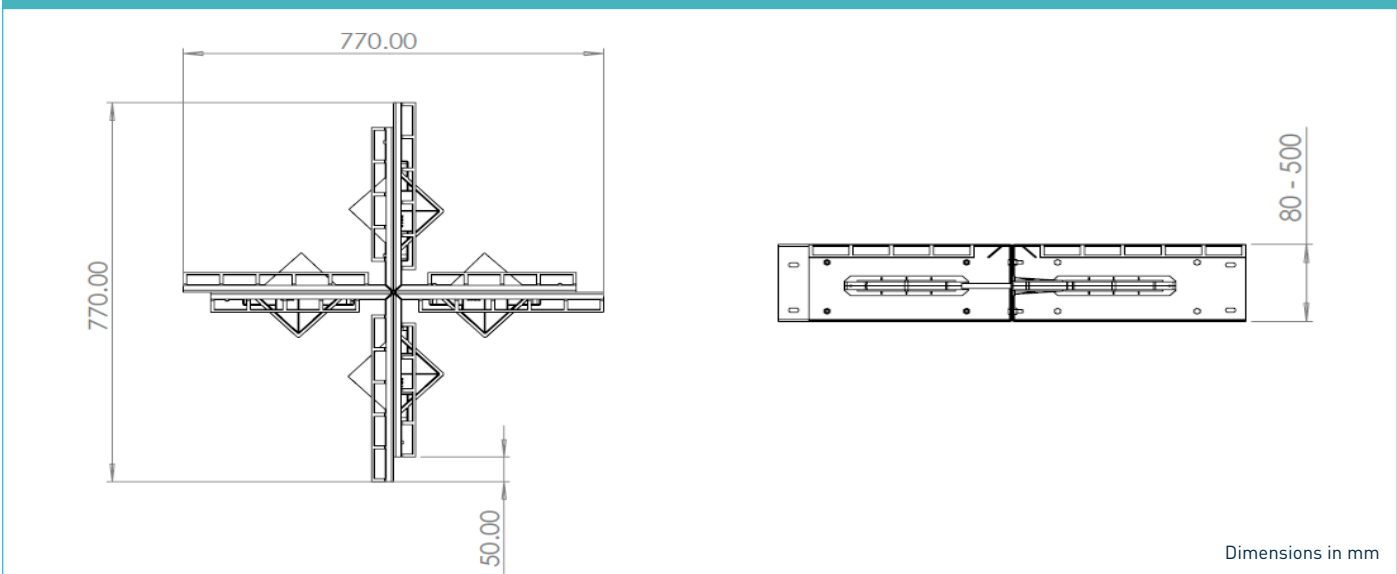
# Permaban Eclipse<sup>®</sup> 4-Way

Specification Sheet Issue 1.2  
11/11/2024

## manufacturing tolerances

<b>Length</b>	±2.0mm	<b>Height</b>	±1mm	<b>Straightness</b>	±0.5mm/600mm
---------------	--------	---------------	------	---------------------	--------------

## dimensions of Permaban Eclipse<sup>®</sup> 4-Way



## dimensions and weight of Permaban Eclipse<sup>®</sup> 4-Way

Accessory to suit Eclipse (mm)	Width (mm)	Length (mm)	Single Weight (kg)	Number Per Bundle	Bundle Weight (kg)
4-Way 130	770	770	14.8	14	259.4
4-Way 150			15.7	12	235.9
4-Way 175			16.8	10	213
4-Way 200			17.9	10	224

Typical height and length values shown only. Weight values shown are approximate.

## materials

Component	Material
Joint arris armouring	EN 10346:2015 Dx51D+Z & EN 10025-2:2004 S275JR
Plate dowel	EN 10025-2: 2004 S275JR
Plate dowel sleeve	HDPP