
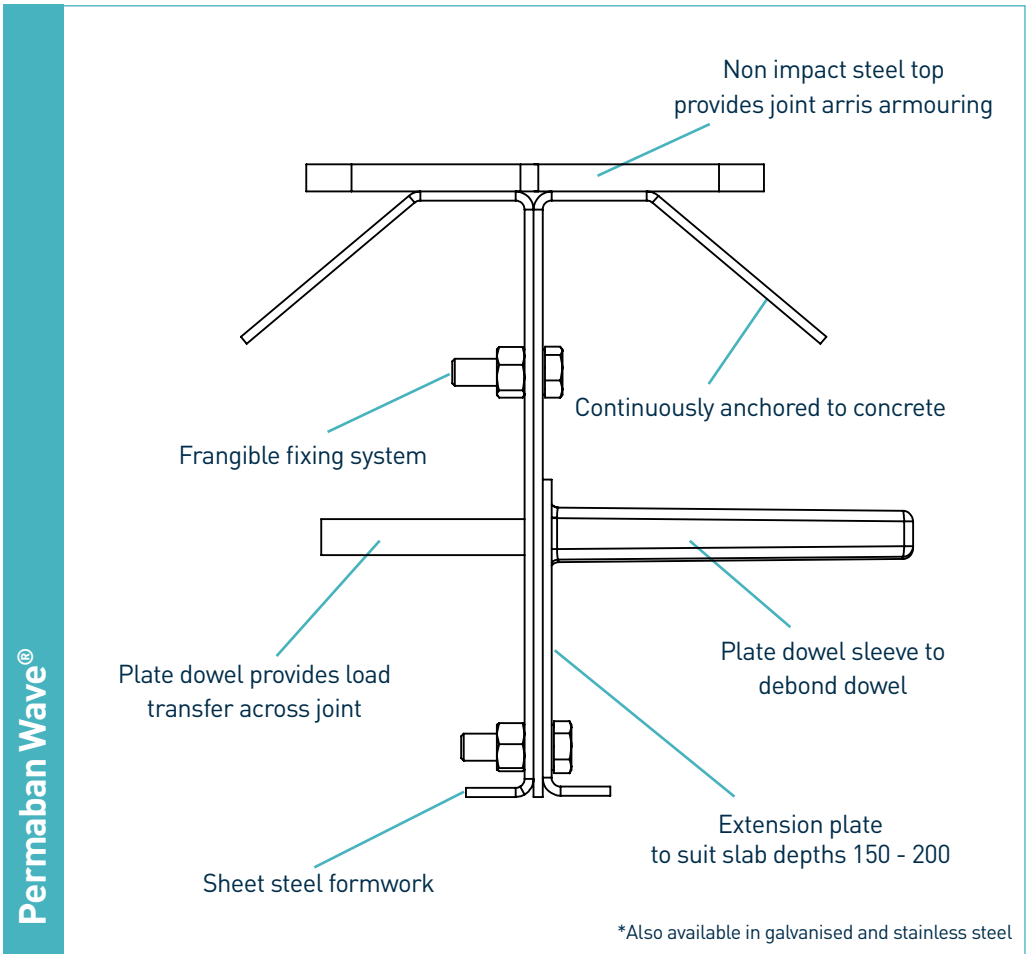


# Permaban Wave®

Specification Sheet  
Issue 1.6  
10/02/2020



Permaban Wave®



Permaban Wave®

\*Also available in galvanised and stainless steel

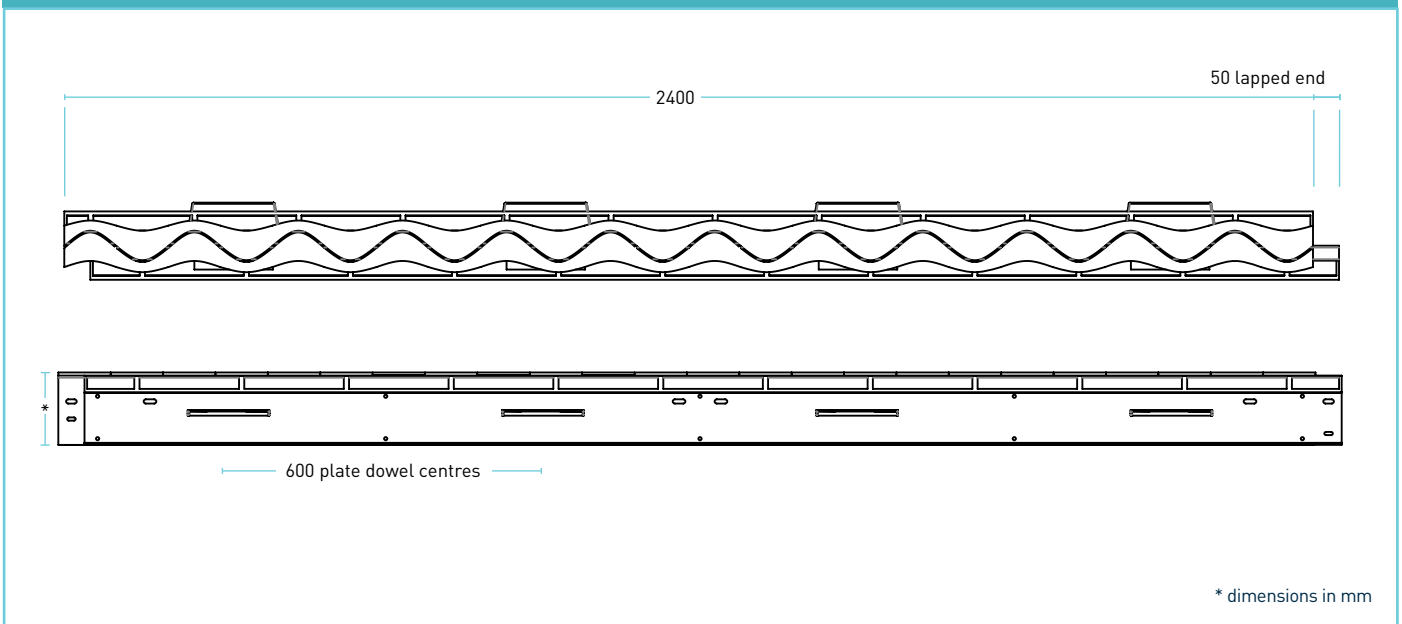
# Permaban Wave®

Specification Sheet Issue 1.6  
10/02/2020

## manufacturing tolerances

<b>Length</b>	±2.0mm	<b>Height</b>	±1mm	<b>Straightness</b>	±0.5mm/600mm
---------------	--------	---------------	------	---------------------	--------------

## dimensions of Permaban Wave®



## dimensions and weight of Permaban Wave®

Nominal Slab Depth (mm)	Joint Height, h (mm)	Dowel Size (mm)	Dowel Centres (mm)	Length (mm)	Single Joint Weight (kg)	Number Per Bundle	Bundle Weight (kg)
150 - 200	140 - 180	151 x 120 x 8	600	2400	26.0	55	1495.0

Typical height and length values shown only. Weight values shown are based on Permaban Wave® including TD8 dowels and are approximate.

## materials

Component	Material
Non impact steel top provides joint arris	S275JR / BS EN 10088-2 1.4301 304L
Sheet steel formwork	BS EN 1030:2006 DC01
Plate dowel	BS EN 10025-2:2004 S275JRG2 min 410 N/mm <sup>2</sup>
Plate dowel sleeve	HDPP

# Permaban Wave®

Specification Sheet Issue 1.6  
10/02/2020

## theoretical calculated ultimate loads at failure of dowel or concrete

(For typical slabs, 40N/mm<sup>2</sup> concrete and 20mm joint opening)

Slab Depth (mm)	Dowel Type	Unreinforced Slab	
		Bursting (kN/m)	Bending (kN/m)
Extender Plate To Suit 150 - 200	TD8	35.7	87.2
225	TD8	60.7	87.2
250	TD8	72.4	87.2

### Ultimate load (kN/m)

This table shows the load at failure in bursting (failure of the concrete) and bending (failure of the dowel) for a joint opening of 20mm - larger joint openings can be accommodated. The ultimate load has been calculated in accordance with TR34 4th Edition. Dowel positions taken at mid depth of slab. For more detailed analysis please contact RCR Flooring Products Ltd.

\*All design calculations should be verified by a suitably qualified structural engineer.

compatible dowel systems

